

"Stablo" pages 21 to 25



"Squareline" pages 13 to 17



"Skyline" pages 6 to 12



Caviar set, page 90



"Art de Buffet" pages 83 to 99



"Squareline" pages 13 to 17



"Neo" pages 32 and 33



"Konkret!" pages 46 to 49

„Lightning Buffet“



Bringing light into the darkness!

The illuminated buffet stands in connection with platters made of natural slate, laminated plastic, glass or carbon (pages 54 to 65) make every buffet shine in a radiant new light.

The innovative LED technology does not radiate any heat and is powered by a harmless voltage. It is characterized by its longevity and its low power consumption. The standard light is white (cabled LED), but thanks to the coloured plastic covers, the colour scale is enlarged to contain red, yellow, green and blue (page 38).

Alternatively there is a rechargeable LED-light with several new functions available. Besides a fixed colour range and special programs, its particular feature is a remote control that enables the changing of colours and programs while in use. For a detailed description of this LED-light and its functions please check out page 39.

The columns made of satined acrylic (page 38) are available in seven sizes and feature a removable cover to enable the insertion of round bowls.





The height of the columns items 8122... has been adjusted especially for the illumination of the "Skyline" buffet system. The lids of all acrylic glass tubes are removable. Therefore the tubes can also function as supports for plates, bowls, etc.



acrylic glass tube

satined, white, removable lid for easy fitting of bowls etc., notch for cable for LED-light item 8104 (not included in delivery, please order separately)

item	Ø in cm	height in cm	packing unit
8122.10	12	10	3 tubes
8122.22	12	22	3 tubes
8122.34	12	34	3 tubes
8122.58	12	58	3 tubes



acrylic glass tube

satined, white, removable lid for easy fitting of bowls etc., notch for cable for LED-light item 8104 (not included in delivery, please order separately)

item	Ø in cm	height in cm	packing unit
8120.01	15	12	3 tubes
8120.02	15	24	3 tubes
8120.03	15	36	3 tubes

LED-light with cable, item 8104...



For permanently installed buffets which are not dismantled on a daily basis, it is recommended to use the LED-light with cable item 8104.

The standard light is white; the alternative colours blue, yellow, green and red can be chosen by using the precisely fitting plastic covers items 8105... (available as accessories).

A set consists of 3 lights and the matching power supply, which can be fitted with a total of 6 lights. All cables are white and the power cable of the light has a length of 3 metres, which is enough to stow away adapter and power supply safely and invisibly under the buffet table.



LED-light

white light, set of 3 LED-lights including power supply (cable), sixfold junction for up to 6 lights, 100-240 V, 50/60 Hz, Ø 9.7 cm, height: 2 cm

item	power plug
8104	Europe
8104.UK	UK
8104.USA	USA



white blue yellow green red

Please note: The luminosity depends on the spatial realities; the actual colouring may deviate from the colours shown in the pictures!




colour cover

plastic, for LED-light items 8104..., Ø 10 cm

item	colour	packing unit
8105.01	blue	3 pcs.
8105.02	yellow	3 pcs.
8105.03	green	3 pcs.
8105.04	red	3 pcs.

Rechargeable LED-light with radio remote control:




The compact LED-light allows the use of the Zieher "Lightning Buffet" more flexibly and will keep it perfectly independent from any power supply and spatial requirement!

This creates a lot of new possibilities for the buffet set-up: out in the open, next to the pool or in the middle of the room – without any troublesome cables and controllers that might get into the guests' or the personnel's way. The necessary radio remote control item 8151 (to be ordered separately) rounds off the whole system in regard to function and handling and allows to choose the colouring within a range of up to 15 m without dismantling the buffet first. Due to many different colours and special programs, the buffet will fit into every kind of atmosphere.

The lighting colour for the complete buffet can be changed by pressing only one button.

- 7 fixed colours and 3 special programs, manageable via remote control (white, green, red, blue, yellow, violet, turquoise, flickering-candle-effect, colour change, colour gradient)
- 3 different brightness-settings selectable (100 % - 70 % - 50 %, only adjustable directly on the LED-light)
- Fixedly integrated high-end batteries guarantee a running-time up to 20 hrs (at the lowest brightness-setting)!
- LED-light waterproof up to a depth of 1 m
- Remote control (to be ordered separately) controls up to 20 LED-lights simultaneously / range up to 15 m
- Charging base can be mounted on a wall and features a space-saving cable spool



Experience the "Lightning Buffet" – no matter where - you will be excited!
A choice of applications for our LED-light can be found on page 36.



rechargeable LED-light

remote-controlled, 3 different degrees of brightness (only selectable on the light directly), 7 fixed colours (white, green, red, blue, yellow, violet, turquoise) and additionally: candle flickering, colour gradient and colour change (only selectable by remote control item 8151, please order separately)


item	Ø in cm	height in cm
8150	9.5	3



remote control

for rechargeable LED-light item 8150, white with grey cord

item	l x w x h in cm
8151	8.5x5.2x2.8



50 %

70 %

100 %



brightness-setting at the light



cable spool on charging station



recharging control light

Please note: The luminosity depends on the spatial realities; the actual colouring may deviate from the colours shown in the pictures!



base station for rechargeable LED-light

white, with handy cable spool (1.5 m of cable), wall fixing possible, 3 anti-slip rubberfeet, Ø 13 cm, 2 cm high

item	power plug
8152.EU	Europe
8152.UK	UK
8152.US	USA



white

green

red

blue

yellow

violet

turquoise



The entire instruction sheet with detailed description of all functions is available at <http://zieher.com/fileadmin/downloads/Anleitungen/InstructionSheet8150.pdf>